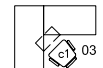


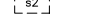










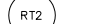








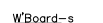



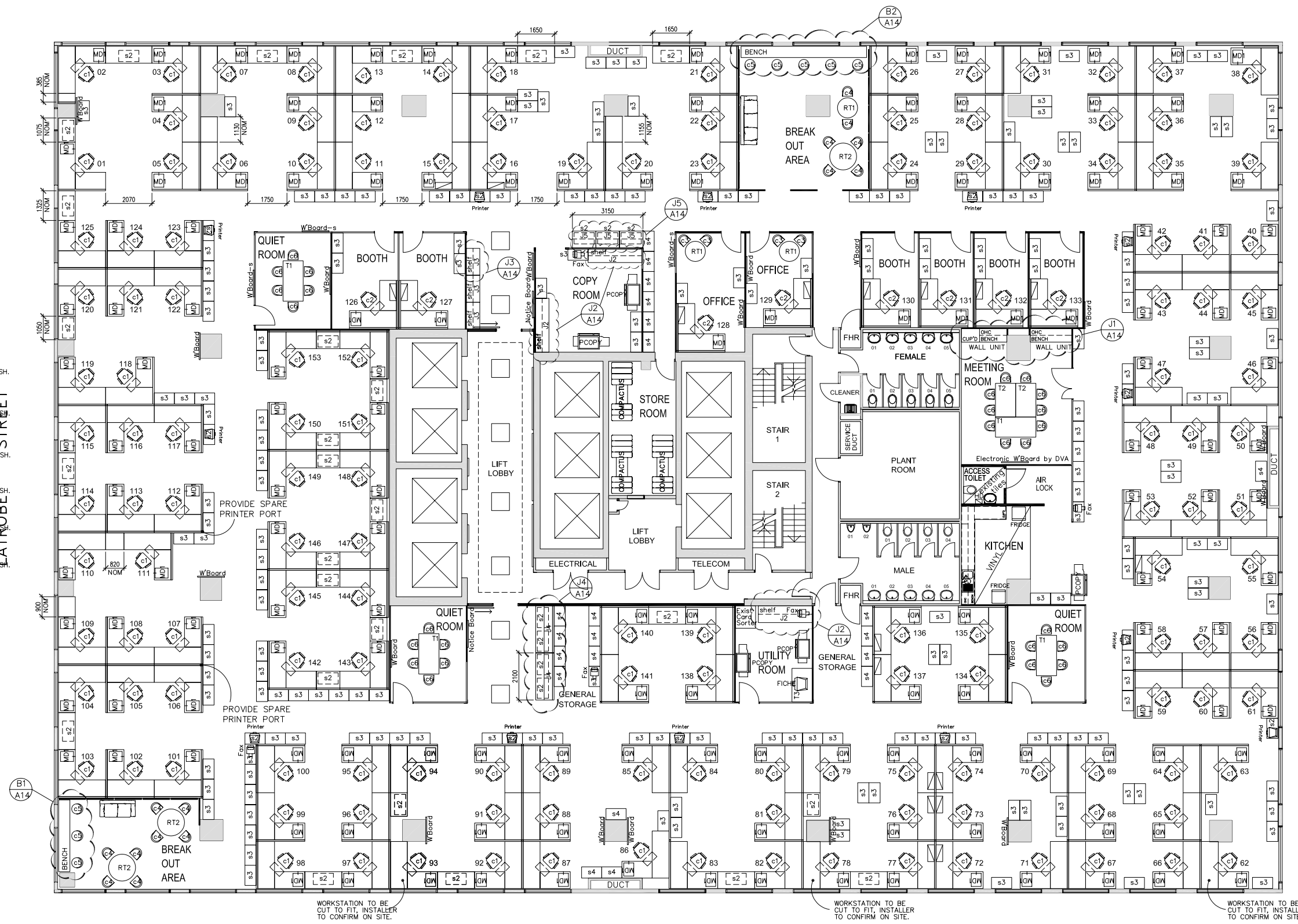


LEGEND

-  2100 x 2100 x 750 DEEP WORKSTATION
LAMINEX SILVER ASH NATURAL 589 LAMINATE FINISH.
SOLID PLASTIC EDGING.
33mm TOPS
-  SHELF 750 LONG x 305 DEEP
-  MOBILE DRAWER UNIT
3 DRAWER
SELECTED FINISH.
-  2 DOOR METAL STORAGE
UNDER LAYOFF BENCH
900 x 500 x 670 HIGH (NOM)
-  2 DOOR METAL STORAGE
900 x 500 x 1000 HIGH (NOM)
-  2 DOOR METAL STORAGE
900 x 500 x 1350 HIGH (NOM)
-  3 DRAWER METAL STORAGE
900 x 500 x 1000 HIGH (NOM)
-  SELECTED ERGO TASK CHAIR
FABRICHE WOODLANDS GROVE FABRIC
-  SELECTED ERGO TASK CHAIR
INSTYLE FLIRT BAZAAR-3 FABRIC
-  OFFICE VISITOR CHAIR
SELECTED ERGO CHAIR
LAINE VESPA LULU FABRIC
-  BREAKOUT CHAIR
SELECTED ERGO CHAIR
INSTYLE TWISTER TINDERBOX FABRIC
-  BREAKOUT STOOL Ø 450
SELECTED STOOL WITH BACK
INSTYLE TWISTER TINDERBOX FABRIC
-  MEETING/QUIET ROOM CHAIR
INSTYLE FLIRT BAZAAR-3
-  OFFICE TABLE
Ø 900
LAMINEX SILVER ASH NATURAL 589 LAMINATE FINISH.
-  BREAK OUT TABLE
Ø 1200
LAMINEX SILVER ASH NATURAL 589 LAMINATE FINISH.
-  QUIET ROOM TABLE
1800 x 900
LAMINEX SILVER ASH NATURAL 589 LAMINATE FINISH.
-  MEETING TABLE
1500 x 900
LAMINEX SILVER ASH NATURAL 589 LAMINATE FINISH.
-  WORKING TABLE
1500 x 900(1000-1200 high)
LAMINEX SILVER ASH NATURAL 589 LAMINATE FINISH.
-  RECEPTION TABLE
600 x 600
LAMINEX SILVER ASH NATURAL 589 LAMINATE FINISH.
-  SELECTED COUCH
1 SEATER
INSTYLE TWISTER TINDERBOX FABRIC
-  SELECTED COUCH
2 SEATER
INSTYLE TWISTER TINDERBOX FABRIC
-  SELECTED COUCH
3 SEATER
INSTYLE TWISTER TINDERBOX FABRIC
-  WHITE BOARD SUSPENDED ON WIRE
1800 x 900
-  WHITE BOARD
1800 x 900
-  CORK BOARD
1800 x 900
-  ELECTRONIC WHITE BOARD
SELECTED TYPE and SIZE
-  RELOCATED EXISTING COMPACTUS



GENERAL NOTES

AREA SUMMARY

| | |
|-------------------|------------------|
| WORKSTATIONS | 145 |
| OFFICES | 08 |
| TOTAL STAFF | 153 |
| NET LETTABLE AREA | 1756 sqm |
| AREA/PERSON | 11.48 sqm/person |